


Series

The image features a black background with intricate, ethereal patterns of red and purple smoke or mist. The patterns are fluid and swirling, with the red tones on the left and purple tones on the right, creating a sense of movement and depth. The text 'DRIVE FOR EXCELLENCE' is centered horizontally across the middle of the image, overlaid on the smoke patterns.

DRIVE FOR EXCELLENCE

**Interactive floor display** is the perfect choice for brand or sellers to engage with their customers. Among all similar products, I series stands out with its unique competitive advantages. Extremely short response time, high stability and the wide viewing angle enable I series to provide the truly amazing experience for customers. With load capacity over 2000kg/sqm, it also excels in load-bearing performance.






## **Interactive Effect** (Multi-point Touch)

No delay in interactive effect, enables I series to deliver strong visual impact, providing audience a truly amazing and unforgettable experience and greatly improving their engagement.





**16** Each Module  
Touch Points

**33** Response Time  
ms


— With the built-in interactive system and 16 touch points in each module, response time is reduced to less than 0.01s.

\* 4 touch points per module ( only for I6.25)



# Highly Stable


Ensure stable performance even for long-time use, long lifespan. Stable signal and power supply, ensure safe use. Besides, with front and rear IP65 waterproof design, use requirements in different applications can be satisfied.



# Easy to Service

With the magnetically fixed module design, which greatly decreases service time and improves work efficiency, module can be easily replaced within 3 seconds.

3 Seconds Service



# Wide Viewing Angle

Wide angle for much better viewing experience. The big screen can be clearly seen from any angle on site. Every audience can enjoy the charm of modern technology.

360° Viewing Angle

360°

Viewing Angle

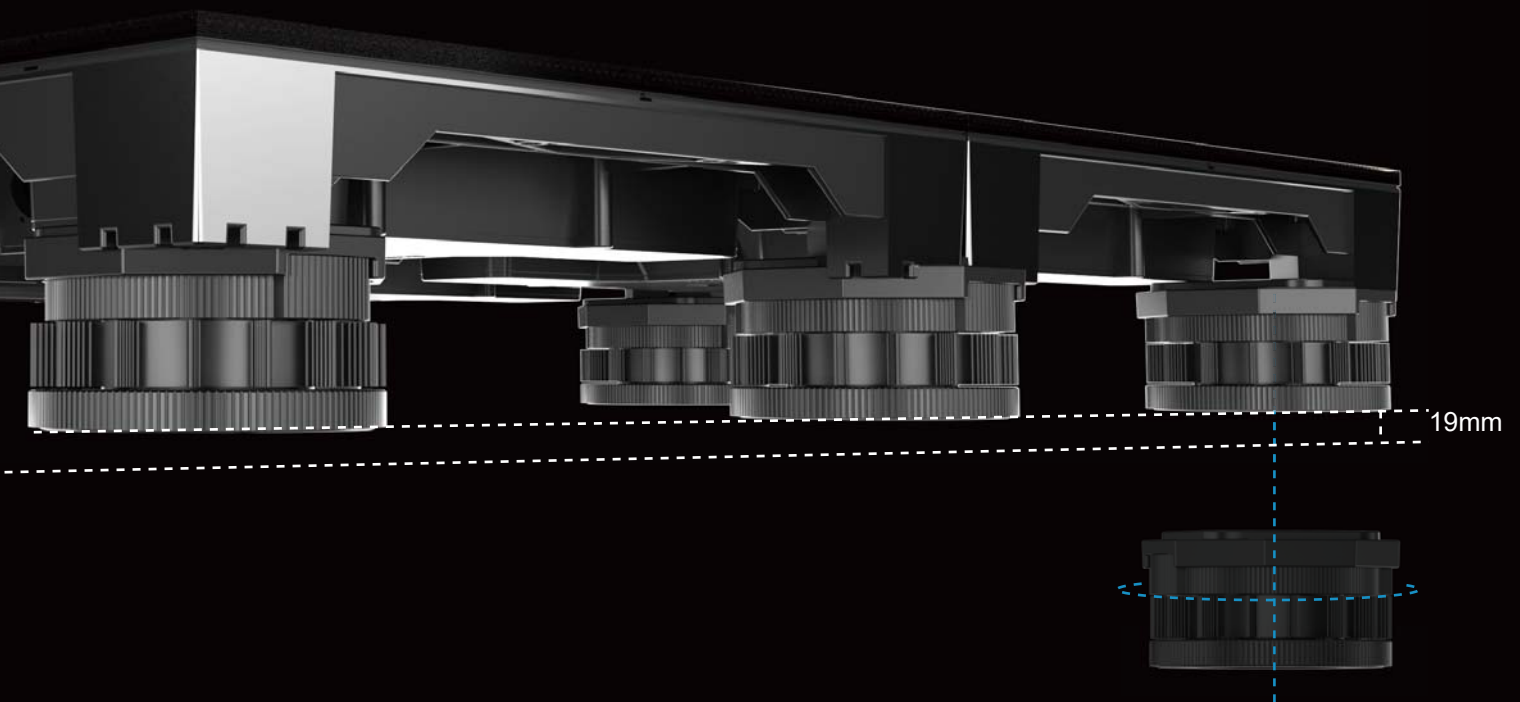




# Adjustable in Height

The customized adjustable foot enables the height to be adjusted from 72mm to 91mm, more flexible.

19mm Adjustable



# Super Strong Load-bearing Performance

Featured with point-to-face contact and support technology, its load capacity is over 2,000kg/sqm, so bearing the weight of a car is not a big deal for I series.

2000 Load Capacity  
Kg/m<sup>2</sup>



## Parameters

Model	I2.6	I3.9	I4.4	I5.2	I6.2
Pixel Pitch (mm)	2.6	3.9	4.46	5.2	6.25
LED Configuration	SMD1515	SMD1516	SMD1921	SMD1921	SMD1921
Brightness (cd/m <sup>2</sup> )	≥ 800	≥ 2600	≥ 2800	≥ 3000	≥ 3000
Module Size (WxH)(mm)	250x250	250x250	250x250	250x250	250x250
Module Resolution	96x96	64x64	56x56	48x48	40x40
Cabinet Size (WxHxD) (mm)	500x500x92	500x500x85	500x500x85	500x500x85	500x500x85
Cabinet Resolution	192x192	128x128	112x112	96x96	80x80
Cabinet Weight (kg/pcs)	15	13	13	13	13
Power Consumption (Max/Avg) (W/m <sup>2</sup> )	720/240	840/280	840/280	840/280	840/280
Refresh Rate (Hz)	≥ 1920	≥ 1920	≥ 1920	≥ 1920	≥ 1920
Gray Scale (Bit)	13	14	14	14	14
Viewing Angle (H/V)	140°/ 140°	140°/ 140°	140°/ 140°	140°/ 140°	140°/ 140°
IP Rating (Front/Rear)	IP65/IP54	IP65/IP54	IP65/IP54	IP65/IP54	IP65/IP54
Interaction	/	Human-computer interaction, multi-touch			



SHENZHEN UNIVIEW LED CO.,LTD

☎: 86-755-3358-1900

✉: sales@univiewled.com

🌐: www.univiewled.com

📍: Bldg.A, Meicheng Industrial Park, Langjing Road,  
Dalang St., Longhua District, Shenzhen.

UNIVIEW EUROPE B.V.

☎: +31 402026113

📍: Verdunplein 9, 5627 SZ Eindhoven, the Netherlands.